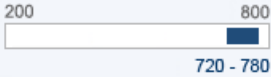


Online SAT Student Score Report

SAT Subject Test — November 08, 2014

A printout of this page will not be accepted by colleges as an official score report.

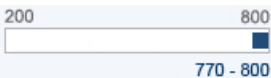
Mathematics Level 1: 750

Score Range  Your performance is best represented by the score range.

Percentile National: 91 You scored higher than 91% of a national group of seniors.

Average Score Visit www.collegeboard.org/averagescores for the average (mean) scores for the SAT Subject Tests.


Mathematics Level 2: 800

Score Range  Your performance is best represented by the score range.

Percentile National: 81 You scored higher than 81% of a national group of seniors.

Average Score Visit www.collegeboard.org/averagescores for the average (mean) scores for the SAT Subject Tests.

Physics: 670

Score Range  Your performance is best represented by the score range.

Percentile National: 44 You scored higher than 44% of a national group of seniors.

Average Score Visit www.collegeboard.org/averagescores for the average (mean) scores for the SAT Subject Tests.



Get detailed information at www.collegeboard.org.

Online SAT Student Score Report

SAT Subject Test — November 08, 2014

A printout of this page will not be accepted by colleges as an official score report.

Score Recipients

Your Score Summary

Students can choose which scores, by test date (test sitting) appear on score reports sent to colleges, universities or scholarship programs. If students don't actively choose to use Score Choice, all of their test scores will be automatically sent by default.

SAT Subject Test

Test Date	Grade Level	Test One	Score	Writing Subscores*		Listening Subscores*			Test Two	Score	Test Three	Score
				Multiple Choice	Writing Sample	Listening	Reading	Usage				
11/08/2014	11	Mathematics Level 1	750						Mathematics Level 2	800	Physics	670

*Not all tests have subscores.



Get detailed information about colleges with College Search at www.collegeboard.org.

Online SAT Student Score Report

SAT Subject Test — November 08, 2014

A printout of this page will not be accepted by colleges as an official score report.

Score Reporting Services

View Your Essay

Go to www.collegeboard.org/viewessay to view and print a copy of your essay. To receive additional help with your writing skills, you are encouraged to share your essay with your teachers or counselor.

Additional Score Reports

Your SAT scores are sent to all institutions you specified during registration and to any additional institutions you selected if you updated your admission ticket. You can order additional score reports online at www.collegeboard.org/satscores.

To request additional score reports by mail, download the form at www.collegeboard.org/arrf or ask your school counselor for a copy. Make your request at least 5 weeks before the date you want your report to arrive. Once you have made your score report request, it cannot be canceled. If students don't actively choose to use Score Choice, all of their test scores will be automatically sent by default.

Hand-Scoring/Requests for Score Verification

If you think an error was made in the scoring of your test, you can request verification of either your multiple-choice answers or your essay score, or both, up to 5 months after the test date. To request score verification, call 609 771-7600 to obtain a Request for SAT Score Verification form. The charge for either a multiple-choice or an essay score verification is \$50, or \$100 for both. Students using fee waivers to register are entitled to a discounted fee. Results will be mailed to you within 3 to 5 weeks after your signed request is received. If we find an error in the scoring of your test, we will notify the institutions that received your scores and refund your payment.

Missing Scores

If previous scores are missing from your score report, call Customer Service at (609) 771-7600 or write to The College Board, SAT Program, Attention: Unreported Scores, P.O. Box 6200, Princeton, NJ 08541. Please provide identifying information, test dates, and previous score recipients that should receive the missing scores. We will send reports at no charge.

More Services

- Review free practice questions in math, critical reading, and writing, and take a free, official full-length practice test, at the SAT Preparation Center at www.collegeboard.org/srp.
- Order the Question-and-Answer Service or Student Answer Service online at www.collegeboard.org.

How are SAT Program Tests Scored?

SAT Test™: Calculating the Raw Score

Each **CORRECT** answer: add (+) 1 point

Each **WRONG** answer for a

- multiple-choice question: subtract (-) 1/4 point
- student-produced response question: no points subtracted

Each **OMITTED** question: no points subtracted

SAT Subject Tests™: Calculating the Raw Score

Each **CORRECT** answer: add (+) 1 point

Each **WRONG** answer for a

- 5-choice question: subtract (-) 1/4 point
- 4-choice question: subtract (-) 1/3 point
- 3-choice question: subtract (-) 1/2 point

Each **OMITTED** question: no points subtracted

Writing Section Subscores

The raw scores for the multiple-choice writing section are converted to scaled scores that are reported on a 20-to-80 scale. The essay subscore ranges from 2 to 12. (Essays that are not written on the essay assignment or are considered illegible after several attempts at reading receive a score of 0.) Each essay is scored independently by two readers using a range of 1 to 6; these readers' scores are combined to produce the 2-12 subscore. If the two readers' scores differ by more than one point, a third reader scores the essay. The multiple-choice section raw score contributes approximately 70% and the essay score contributes approximately 30% toward your total writing score, which is reported on the 200-to-800 scale.

Subject Test Subscores

Subscores are reported on a 20-to-80 scale. Subscores are used to compute the total score, but their individual contributions differ on various Subject Tests. For the Subject Test in Writing (prior to March 2005), the multiple-choice raw score contributed 60% to the total score, and the essay contributed 40% to the total score. For the French, German, and Spanish with Listening tests, the reading subscore counts twice as much as the listening subscore. For the Chinese, Japanese, and Korean tests, subscores are weighted equally.

ELPT™ (English Language Proficiency Test™)

ELPT scores (prior to March 2005) are reported on a scale of 901 to 999. Subscores are reported on a 1-50 scale and are weighted equally.

Calculating the SAT Scaled Score

Your raw score is converted to a scaled score (reported on the 200-to-800 scale) by a statistical process called *equating*. Equating ensures that the different forms of the test or the ability level of the students with whom you are tested do not affect your score. Equating makes it possible to compare scores received from different editions of the test across different administrations.

Percentiles and Average Scores

Visit www.collegeboard.org/averagescores for the average (mean) score and percentiles (a number that indicates what percentage of test-takers earned a score lower than yours) for the SAT and SAT Subject Tests. Percentiles for national college-bound seniors are based on the most recent scores earned by students in the 2005 graduating class who took SAT tests anytime during high school.



Get detailed information at www.collegeboard.org.